

# Mission Critical Process Moisture Analyzer MODEL ESS-SCVP



Class1 Div1 Grps ABCD, T4



Manufactured with pride  
in the USA

Taking advantage of the uniquely strong and quasi-linear response characteristics of its HTF™ aluminum oxide moisture sensors, Xentaur has developed a cost effective solution for demanding and mission critical moisture monitoring applications.

The system has an integrated, fully automatic self-calibration procedure, in which the sensor is periodically exposed to a NIST certified calibration gas and recalibrated. Thus, there can be high NIST traceable confidence in the measurement and sensors do not need to be returned to the factory for calibration.

This system has proven to produce consistently accurate monitoring results in natural gas and hydrocarbon processing applications, where conventional analyzers have failed.

## **Advantages:**

- High confidence in measurement
- Automatic Field-Calibration/Validation
- NIST Traceability
- Long Sensor Life
- Low Maintenance
- Low Installation Cost
- Never Return Sensors To the Factory

## **Applications:**

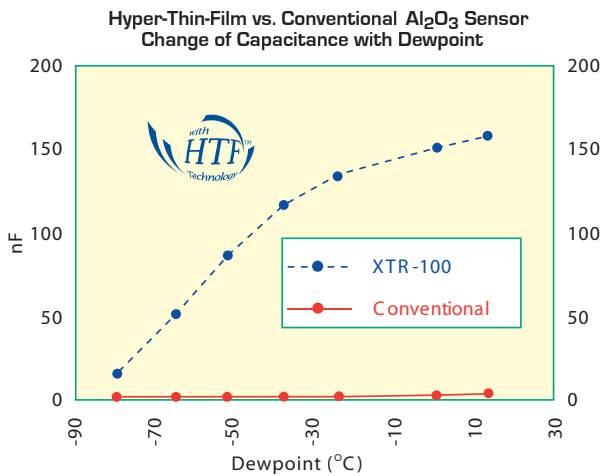
- Natural Gas
- Hydrocarbon Processing
- Catalyst Protection
- Heat Treating
- Industrial Gases
- Dryer Control



mmscf. When an alarm is generated, one can have an extremely high confidence in the measurement near that point, and suspicions can quickly be settled with a verification/recalibration against the traceable bottled standard.

### HTF™ Technology

The success of this approach in moisture measurement is centered on the high sensitivity HTF™ sensor, which has set new standards for moisture measurement. HTF™ sensors provide a very large and quasi-linear response to changes in moisture, which is an absolute requirement for adjusted moisture computations based on a single point calibration.



Additionally, HTF™ sensors can tolerate many contaminants commonly found in hydrocarbon processing and natural gas applications, such as H<sub>2</sub>S, HCl, glycol, mercaptans, mercury, etc., and which cause other sensors to deteriorate quickly and fail. HTF™ sensors will provide many years of useful life, even in the presence of such contaminants.

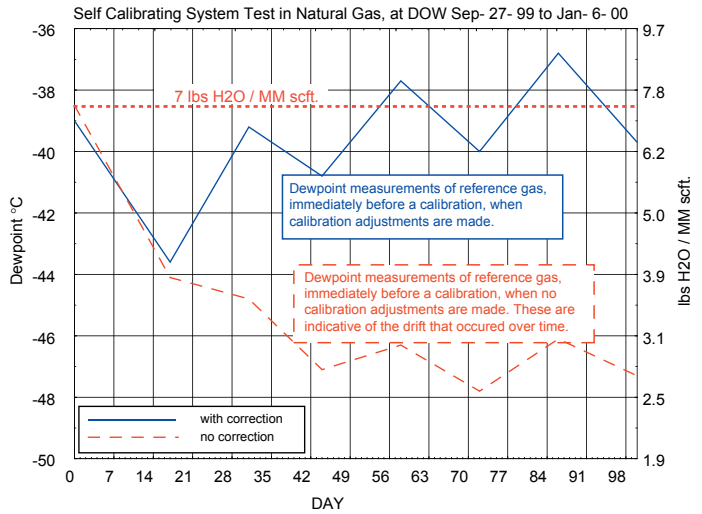
### Certified Calibration Gas



The calibration gas is supplied in specifically lined high pressure aluminum cylinders, which will discharge a constant water concentration from 1800 psi to 200 psi for nitrogen/water blends from 1 to 150 ppmv. Blending accuracy is ±10% and analytical accuracy is ±2%. The concentration is guaranteed for two years. One 152 cylinder will typically provide over 30 calibrations and last for over one year, based on two-week calibration intervals.

### Field Proven in Challenging Applications


Model ESS-SCVP is field proven to work in



challenging applications. The graph above shows 90 days of dewpoint monitoring data with calibration adjustment in an applications where glycol carry-overs have prevented conventional systems from performing. After a settling period of two weeks, the system has reliably provided accurate results.


#### ESS-SCVP Div1

System with air actuated valve in stainless steel enclosure with window. Certified for Class1 Div1 Grps ABCD, T4 hazardous areas.



#### ESS-SCVP Div2

System with electrically actuated calibration valve in stainless steel enclosure, certified for Class1 Div2, Grps ABCD, T4 hazardous areas.



#### ESS-MCVP Div2

System with manually actuated calibration valve for 19" rack mounting, certified for Class1 Div2 Grps ABCD, T4 hazardous areas.



## SPECIFICATIONS:

Sensor type . . . . .High capacitance HTF™ Al<sub>2</sub>O<sub>3</sub>

Measurement Range:

with XTR-100 . . . . .-100°C(dp) to +20°C(dp) / 0.014 ppmv to 23700 ppmv / 0.0009 lbs to 1105 lbs.

with XTR-65 . . . . .-65°C(dp) to +20°C(dp) / 5.400 ppmv to 23700 ppmv / 0.2747 lbs to 1105 lbs

Capacitance . . . . .15nf to 200nf

Accuracy . . . . .±0.5°C(dp) at -100°C(t); ±1°C(dp) at -20°C(dp) / ±10% of reading in ppmv, lbs H<sub>2</sub>O

Repeatability . . . . .±0.3°C(dp) at -100°C(t); ±0.6°C(dp) at -20°C(dp) / ±5% of reading in ppmv, lbs H<sub>2</sub>O

Response Time . . . . .For a step change from -40°C(dp) to -60°C(dp) / from 120 ppmv to 10 ppmv / from 4.6 lbs to 0.4 lbs:  
63% in 90 seconds, 90% in 450 seconds

Input Resolution . . . . .0.1°C(dp)

Indicators . . . . .LCD with backlight, 3.5 digits and custom legends for units and mode, audio alert

Engineering units . . . . °C(dp), °F(dp), ppmv, g H<sub>2</sub>O/m<sup>3</sup>, lbs H<sub>2</sub>O/mm scf

Controls . . . . .4 push buttons, all settings stored in EPROM

Output options . . . . .4-20 mA or 0-24mA outputs, linear to selected engineering units, programmable span and range, 0.1°C(dp)  
resolution; RS-232 or RS-485, baud rate 9600

Isolation . . . . .Sensor is isolated from the power supply, analog output and digital outputs

Alarm relays option: . . Two programmable alarm relays with programmable variable hysteresis, rated at 10A@240V Failure indication  
programmable to trigger alarm relays.

Power requirements: . . 100-250 VAC, 50 or 60 Hz, autoranging, 24 VDC optional

Electrical connections . pluggable screw terminal optional DIN rail

Gas connections . . . . 1/4" Swagelock, heat tracing entries optional

System enclosure . . . Polycarbonate or stainless steel, W-17½" H-21½", D-8", optional thermostatically controlled heater, cooler, sunshade

Materials . . . . .316 or 316L stainless steel for all wetted parts

Transmitter enclosure:

Class1 Div2 . . . . .Polycarbonate, NEMA 4/4X , W-4.7", H-6.3", D-3.5" (can be mounted remotely with sensor output for Class1 Div1 output)

Class1 Div1 . . . . .Explosion proof box

Temperature range

of electronics . . . . .14°F to 122°F (-10°C to +50°C); temperature coefficient of electronics: negligible

of sensor . . . . .-22°F to 104°F (-30°C to +50°C); temperature coefficient of sensor: negligible

storage . . . . .40°F to 120°F (-40°C to +50°C)

Allowable pressure input

at ambient . . . . .5-5000 psig

Outlet pressure . . . . Limited to 250 psi if there is an exhaust flow meter

Up to maximum of inlet pressure possible (consult your sales representative)

Calibration:

Factory . . . . .NIST/NPL traceable multipoint table

Field . . . . .Fully automatic at user programmable intervals, using NIST certified gas standard

Calibration gas data:

Gas . . . . .Nitrogen/Water blend

Water concentration . 1 ppmv to 150 ppmv

Blending accuracy . . ±10%

Analytical accuracy . . ±2%

Certification . . . . .NIST

Cylinder . . . . .152 passivated aluminum cylinder at 1800 psi

Sample conditioning options:

Pressure regulator . . . Maximum inlet pressure 3000 psi, outlet 1-30 psi adjustable (higher optional)

Coalescing filter . . . Borosilicate glass microfiber and fluorocarbon binder, efficiency rating of 99.99% against 0.1 micron particles and  
aerosols. Optional drain valve for fast loop and self-cleaning action

Particulate filter . . . . Stainless steel mesh with 1 micron efficiency

## COSA INSTRUMENT CORPORATION

Texas Office: 7125 North Loop East, Houston, TX 77028

Tel: 713-947-9591, Fax: 713-947-7549

New Jersey Office: 55 Oak Street, Norwood, NJ 07648

Tel: 201-767-6600, Fax: 201-767-6804

email: [cosa@cosaic.com](mailto:cosa@cosaic.com)

[www.cosa-instrument.com](http://www.cosa-instrument.com)

Represented by: